

THE
EMOJI MOVIE
IN THEATERS

ANGEL




#EmojiMovie

Sony Pictures
Animation
COLUMBIA
PICTURES
a Sony Company

THE
EMOJI MOVIE
IN THEATERS

DONUT



#EmojiMovie

Sony Pictures
Animation COLUMBIA
PICTURES
a Sony Company

THE
EMOJI MOVIE
IN THEATERS




FLAMENCA

#EmojiMovie



THE
EMOJI MOVIE
IN THEATERS

FLYING MONEY




#EmojiMovie

Sony Pictures
Animation
COLUMBIA
PICTURES
a Sony Company

THE EMOJI MOVIE

IN THEATERS




GENE

#EmojiMovie

Sony Pictures Animation COLUMBIA PICTURES
a Sony Company

THE
EMOJI MOVIE
IN THEATERS



HI-5

#EmojiMovie

Sony Pictures
Animation
COLUMBIA PICTURES
a Sony Company

THE
EMOJI MOVIE
IN THEATERS




**ICE
CREAM**

#EmojiMovie

Sony Pictures
Animation
COLUMBIA
PICTURES
a Sony Company

THE
EMOJI MOVIE
IN THEATERS






JAILBREAK

#EmojiMovie


Sony Pictures
Animation
COLUMBIA
PICTURES
© 1989 COLUMBIA PICTURES INC. ALL RIGHTS RESERVED.
a Sony Company

THE
EMOJI MOVIE
IN THEATERS



MONKEYS

THE
EMOJI MOVIE
IN THEATERS




PIZZA

#EmojiMovie

Sony Pictures
Animation
COLUMBIA
PICTURES
© 1989 COLUMBIA PICTURES INC. ALL RIGHTS RESERVED.
a Sony Company

THE
EMOJI MOVIE
IN THEATERS




POOP

#EmojiMovie

Sony Pictures
Animation
COLUMBIA
PICTURES
a Sony Company

THE
EMOJI MOVIE
IN THEATERS



SMILER

#EmojiMovie

Sony Pictures
Animation
COLUMBIA
PICTURES
a Sony Company

THE EMOJI MOVIE

IN THEATERS

#EmojiMovie

Materials Needed:

1. Popsicle stick
2. Glue
3. Scissors



Instructions:

- Step 1: Have an adult cut out your Gene mask and eyes**
- Step 2: Glue the popsicle stick to your mask**
- Step 3: Be an Emoji and see THE EMOJI MOVIE in theaters July 28!**



THE EMOJI MOVIE

IN THEATERS

#EmojiMovie

Materials Needed:

1. Popsicle stick
2. Glue
3. Scissors



Instructions:


- Step 1: Have an adult cut out your Hi-5 mask and eyes**
- Step 2: Glue the popsicle stick to your mask**
- Step 3: Be an Emoji and see THE EMOJI MOVIE in theaters July 28!**



THE
EMOJI
MOVIE
IN THEATERS

#EmojiMovie

Materials Needed:
1. Popsicle stick
2. Glue
3. Scissors



Instructions:

- Step 1:** Have an adult cut out your Jailbreak mask and eyes
- Step 2:** Glue the popsicle stick to your mask
- Step 3:** Be an Emoji and see **THE EMOJI MOVIE** in theaters July 28!


Sony Pictures Animation COLUMBIA PICTURES

THE EMOJI MOVIE

IN THEATERS

#EmojiMovie

- Materials Needed:
1. Popsicle stick
 2. Glue
 3. Scissors



Instructions:

- Step 1: Have an adult cut out your Poop mask and eyes
- Step 2: Glue the popsicle stick to your mask
- Step 3: Be an Emoji and see THE EMOJI MOVIE in theaters July 28!

Sony Pictures Animation COLUMBIA PICTURES
a Sony Company

THE EMOJI MOVIE

IN THEATERS

#EmojiMovie

Materials Needed:

1. Popsicle stick
2. Glue
3. Scissors



Instructions:

- Step 1: Have an adult cut out your Smiler mask and eyes**
- Step 2: Glue the popsicle stick to your mask**
- Step 3: Be an Emoji and see THE EMOJI MOVIE in theaters July 28!**

Sony Pictures Animation COLUMBIA PICTURES
a Sony Company


THE EMOJI MOVIE

IN THEATERS

#EmojiMovie

Materials Needed:

1. Popsicle stick
2. Decorations for your mask (ideas include crayons, feathers, gemstones)
3. Glue
4. Scissors



Instructions:

Step 1: Have an adult cut out your Gene mask

Step 2: Glue the popsicle stick to your mask

Step 3: Be an Emoji and see THE EMOJI MOVIE in theaters July 28!




THE EMOJI MOVIE

IN THEATERS

#EmojiMovie

Materials Needed:

1. Popsicle stick
2. Decorations for your mask (ideas include crayons, feathers, gemstones)
3. Glue
4. Scissors



Instructions:

- Step 1: Have an adult cut out your Hi-5 mask
- Step 2: Glue the popsicle stick to your mask
- Step 3: Be an Emoji and see THE EMOJI MOVIE in theaters July 28!



THE EMOJI MOVIE

IN THEATERS

#EmojiMovie

Materials Needed:

1. Popsicle stick
2. Decorations for your mask (ideas include crayons, feathers, gemstones)
3. Glue
4. Scissors



Instructions:

- Step 1: Have an adult cut out your Jailbreak mask
- Step 2: Glue the popsicle stick to your mask
- Step 3: Be an Emoji and see THE EMOJI MOVIE in theaters July 28!

Sony Pictures Animation COLUMBIA PICTURES
a Sony Company

THE EMOJI MOVIE

IN THEATERS

#EmojiMovie

Materials Needed:

1. Popsicle stick
2. Decorations for your mask (ideas include crayons, feathers, gemstones)
3. Glue
4. Scissors



Instructions:

Step 1: Have an adult cut out your Poop mask

Step 2: Glue the popsicle stick to your mask

Step 3: Be an Emoji and see THE EMOJI MOVIE in theaters July 28!



THE EMOJI MOVIE

IN THEATERS

#EmojiMovie

Materials Needed:

1. Popsicle stick
2. Decorations for your mask (ideas include crayons, feathers, gemstones)
3. Glue
4. Scissors



Instructions:

- Step 1: Have an adult cut out your Smiler mask
- Step 2: Glue the popsicle stick to your mask
- Step 3: Be an Emoji and see THE EMOJI MOVIE in theaters July 28!





#EmojiMovie

THE EMOJI MOVIE

IN THEATERS JULY 28

HOW TO DRAW GENE



YOU TRY!

Sony Pictures
Animation


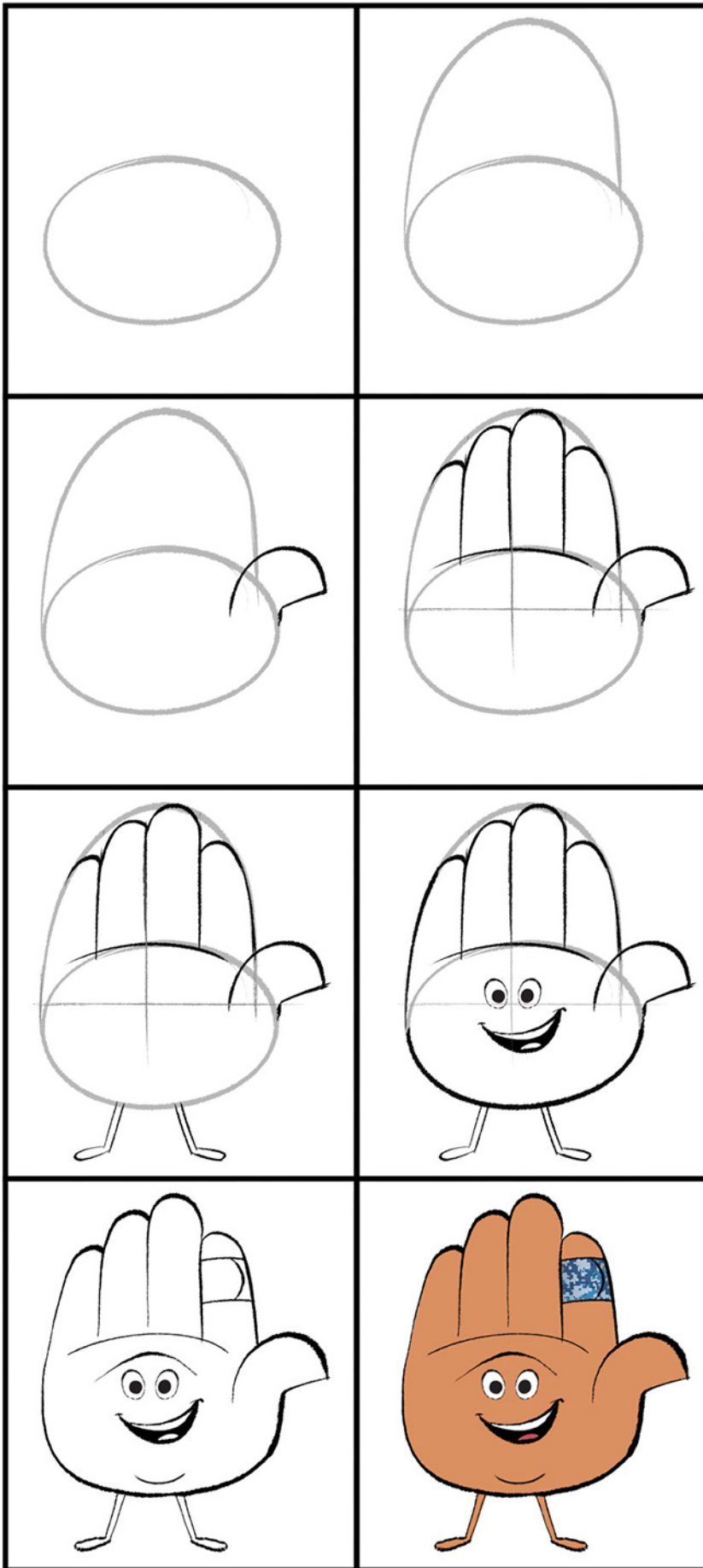
COLUMBIA
PICTURES
a Sony Company

 facebook.com/SONYPicturesAnimation

#EmojiMovie

THE
EMOJI MOVIE
IN THEATERS JULY 28

HOW TO DRAW
HI-5



YOU TRY!

Sony Pictures
Animation

COLUMBIA
PICTURES
a Sony Company



 facebook.com/SONYPicturesAnimation

#EmojiMovie

THE EMOJI MOVIE

IN THEATERS JULY 28

HOW TO DRAW JAILBREAK



YOU TRY!

Sony Pictures
Animation

COLUMBIA
PICTURES
a Sony Company


 facebook.com/SONYPicturesAnimation

#EmojiMovie

THE EMOJI MOVIE

IN THEATERS JULY 28

HOW TO DRAW POOP



YOU TRY!

Sony Pictures
Animation

COLUMBIA
PICTURES
a Sony Company

 facebook.com/SONYPicturesAnimation